

PUBLIC SCHOOLS of  
**BROOKLINE**

# John D. Runkle School

K-8 Survey  
Spring 2017



Report created by  
Panorama Education

## Summary

| Topic Description        | Results                               | Comparison                          |
|--------------------------|---------------------------------------|-------------------------------------|
| <b>Communications</b>    | <b>41%</b>                            | <b>44%</b> Brookline Public Schools |
| <b>District Climate</b>  | <b>53%</b>                            | <b>56%</b> Brookline Public Schools |
| <b>Family Engagement</b> | <b>45%</b><br>▲2<br>since last survey | <b>41%</b> Brookline Public Schools |
| <b>School Climate</b>    | <b>72%</b><br>0<br>since last survey  | <b>72%</b> Brookline Public Schools |
| <b>School Fit</b>        | <b>67%</b><br>▼3<br>since last survey | <b>68%</b> Brookline Public Schools |
| <b>School Leadership</b> | <b>68%</b><br>▲1<br>since last survey | <b>69%</b> Brookline Public Schools |
| <b>School Safety</b>     | <b>59%</b>                            | <b>61%</b> Brookline Public Schools |

253 responses

# Communications

Your average

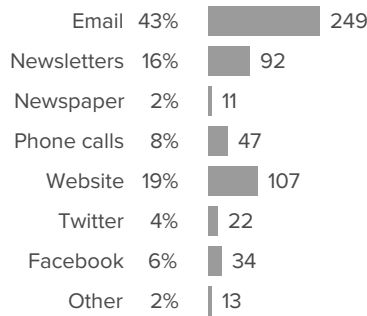
## 41%

253 responses

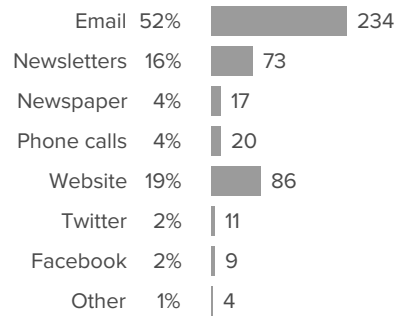
District average: **44%** Brookline Public Schools

### How did people respond?

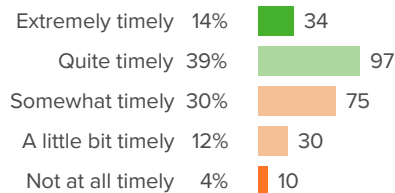
**Q.1: What would be the best way for the school/district to stay in communication with you? (check all that apply)**



**Q.2: Of the following, which source do you use the most to get information about the school/district? (check all that apply)**



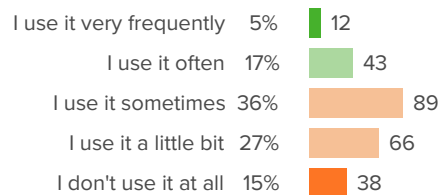
**Q.3: How timely is the feedback that teachers at this school provide to students about their learning?**



▼ 5 from last survey

Favorable: **53%**

**Q.4: To what extent do you use the Parent Portal to access information about your child's academic progress?**

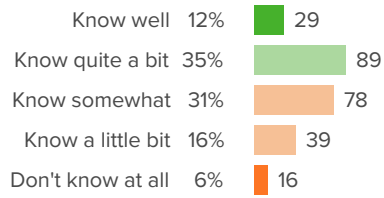


▲ 7 from last survey

Favorable: **22%**



**Q.5: To what extent do you know how your child is doing in school before you receive his or her report card or progress report?**



▲ 0 from last survey

Favorable: **47%**

## District Climate

Your average

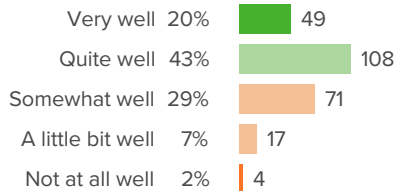
**53%**

253 responses

District average: **56%** Brookline Public Schools

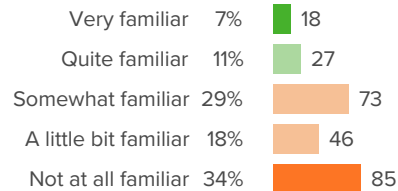
### How did people respond?

#### Q.1: How well do district leaders communicate important information to parents/guardians?



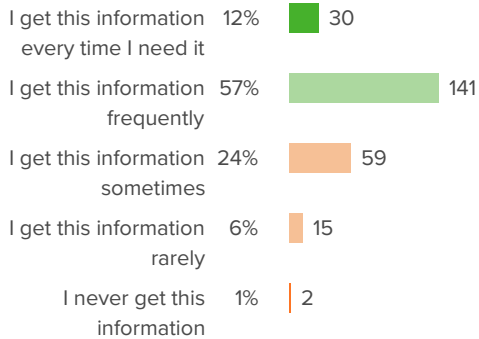
Favorable: **63%**

#### Q.2: How familiar are you with the Public School of Brookline's four district-wide goals?



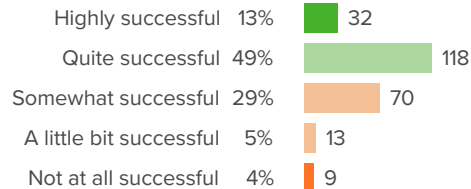
Favorable: **18%**

#### Q.3: How consistently are you able to get information about district events or news when you need it?



Favorable: **69%**

#### Q.4: How successful are district leaders in supporting schools to provide high quality education to students?



Favorable: **62%**

# Family Engagement

Your average

**45%**

253 responses

Change

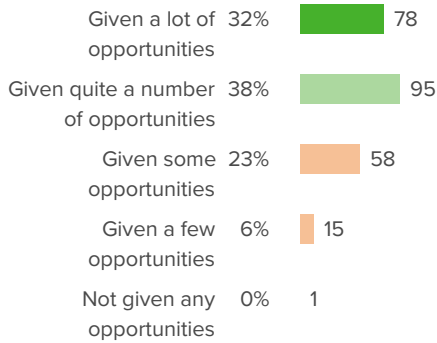
**▲ 2**

since last survey

District average: **41%** Brookline Public Schools

## How did people respond?

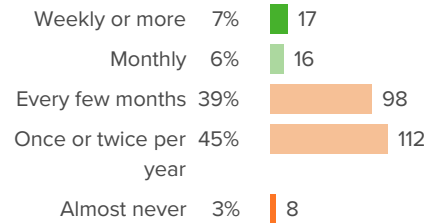
### Q.1: To what extent are parents/guardians given opportunities to be meaningfully involved at this school?



▼ 4 from last survey

Favorable: **70%**

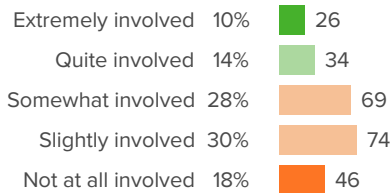
### Q.2: How often do you meet in person with teachers at your child's school?



▲ 5 from last survey

Favorable: **13%**

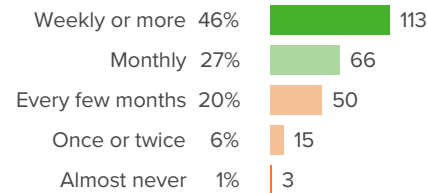
### Q.3: How involved have you been with parent groups at this school?



▲ 5 from last survey

Favorable: **24%**

### Q.4: In the past year, how often have you visited your child's school?



▲ 3 from last survey

Favorable: **72%**

# School Climate

Your average

**72%**

253 responses

Change

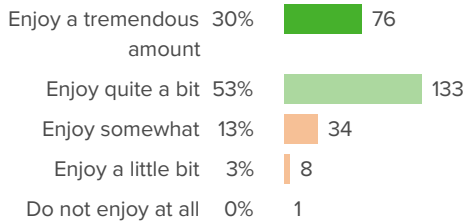
**0**

since last survey

District average: **72%** Brookline Public Schools

## How did people respond?

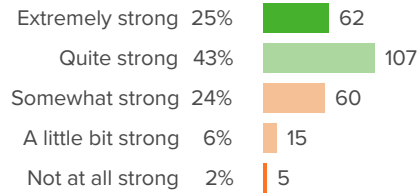
### Q.1: To what extent do you think that students enjoy going to this school?



▼ **6** from last survey

Favorable: **83%**

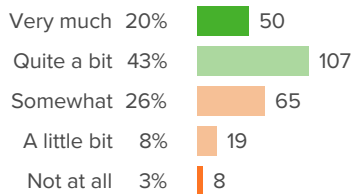
### Q.2: How strong is this school's sense of community?



▼ **9** from last survey

Favorable: **68%**

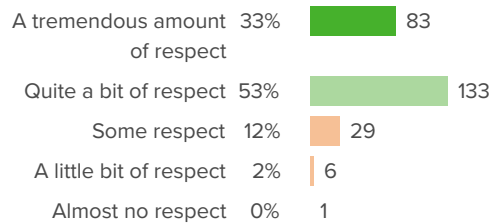
### Q.3: To what extent is your child engaged in appropriately challenging levels of academics at this school?



▼ **3** from last survey

Favorable: **63%**

### Q.4: How respectful are the relationships between staff and students at this school?

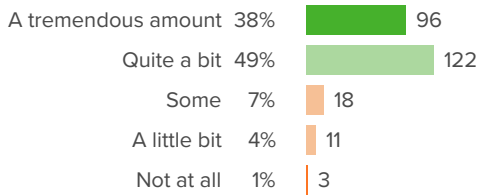


▼ **4** from last survey

Favorable: **86%**

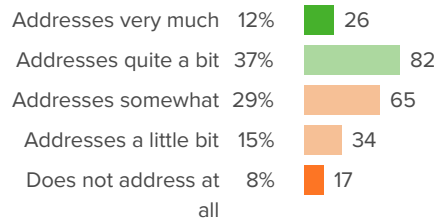


**Q.5: How much does this school value the diversity of students' backgrounds?**



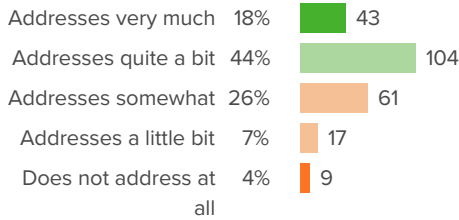
▲ **5** from last survey Favorable: **87%**

**Q.6: To what extent does this school address matters related to students' socioeconomic status?**



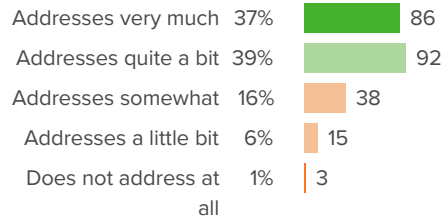
▲ **7** from last survey Favorable: **48%**

**Q.7: To what extent does this school address matters related to students' race/ethnicity?**



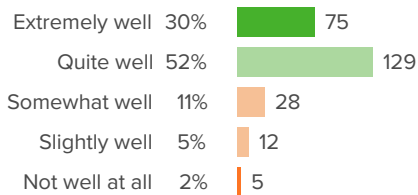
▲ **19** from last survey Favorable: **63%**

**Q.8: To what extent does this school address matters related to students' disabilities?**



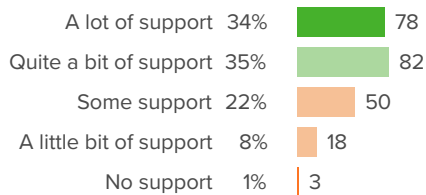
▼ **3** from last survey Favorable: **76%**

**Q.9: How well do administrators and teachers at this school create a school environment that helps students learn?**



▲ **1** from last survey Favorable: **82%**

**Q.10: When struggling with academics at school, to what extent does your child receive the support needed to be successful?**

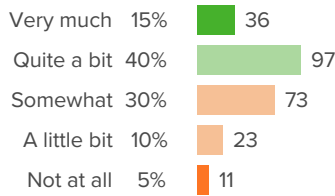


▼ **1** from last survey Favorable: **69%**





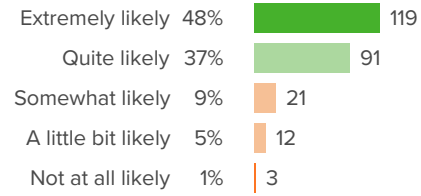
**Q.11: How well does homework at this school support learning in the classroom?**



▲ 1 from last survey

Favorable: **55%**

**Q.12: If a friend were looking for a school to send their children to, how likely would you be to recommend this school to them?**



▼ 2 from last survey

Favorable: **85%**

## School Fit

Your average

**67%**

253 responses

Change

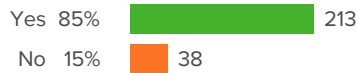
▼ **3**

since last survey

District average: **68%** Brookline Public Schools

### How did people respond?

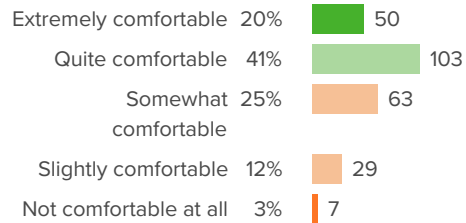
**Q.1: Does your child have a close relationship with at least one adult at this school?**



▲ **2** from last survey

Favorable: **85%**

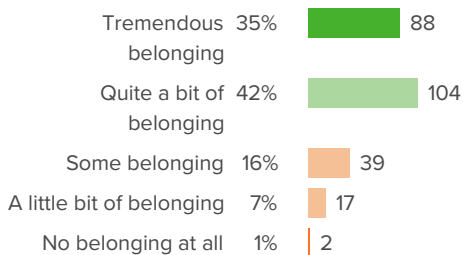
**Q.2: How comfortable is your child in asking for help from adults at this school?**



▼ **5** from last survey

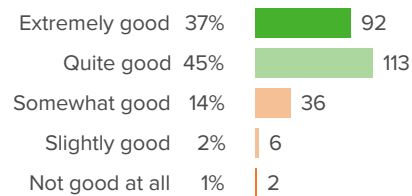
Favorable: **61%**

**Q.3: To what extent does your child feel a sense of belonging at this school?**



Favorable: **77%**

**Q.4: Given your child's cultural background, how good a fit is this school?**

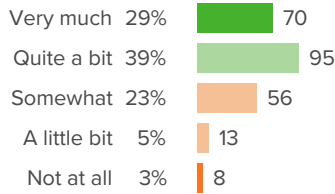


▼ **3** from last survey

Favorable: **82%**



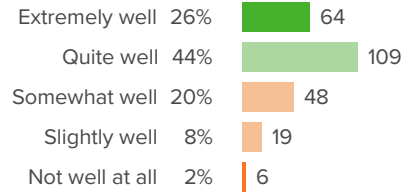
**Q.5: To what extent have teachers at this school helped your child to develop effective work and study habits?**



▼ 1 from last survey

Favorable: **68%**

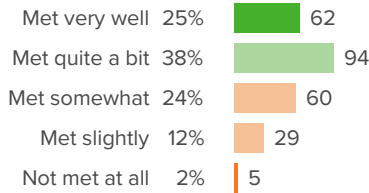
**Q.6: How well do you feel this school is preparing your child for the next academic year?**



▼ 2 from last survey

Favorable: **70%**

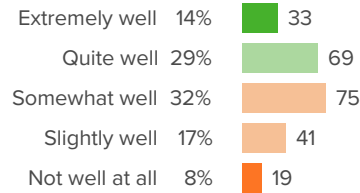
**Q.7: To what extent are your child's individual learning needs met at this school?**



▼ 3 from last survey

Favorable: **62%**

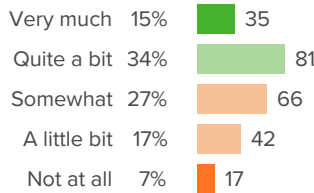
**Q.8: How well do the extracurricular activities offered at this school match your child's interests?**



▼ 6 from last survey

Favorable: **43%**

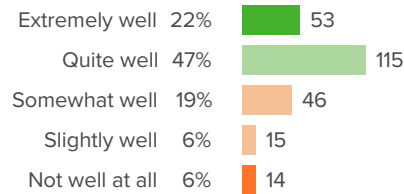
**Q.9: To what extent does your child have sufficient opportunities to engage in extracurricular activities at this school?**



▼ 2 from last survey

Favorable: **48%**

**Q.10: How well does the overall approach to discipline at this school work for your child?**



▼ 3 from last survey

Favorable: **69%**

# School Leadership

Your average

**68%**

253 responses

Change

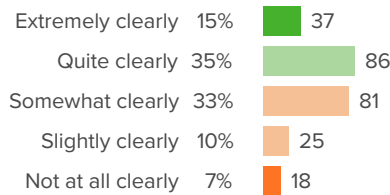
**▲ 1**

since last survey

District average: **69%** Brookline Public Schools

## How did people respond?

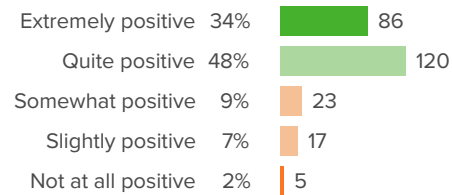
### Q.1: How clearly do this school's leaders identify their goals for the school?



▼ 4 from last survey

Favorable: **50%**

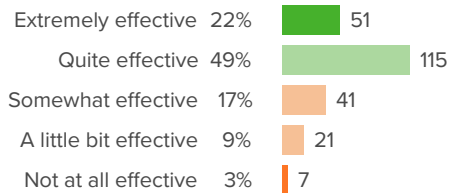
### Q.2: How positive is the tone that school leaders set for the culture of this school?



▲ 2 from last survey

Favorable: **82%**

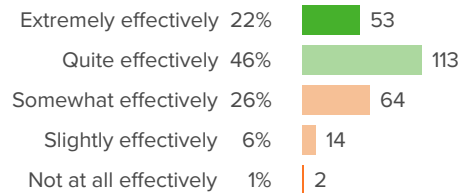
### Q.3: How effective is this school's leader in promoting the learning and growth of all students?



▲ 5 from last survey

Favorable: **71%**

### Q.4: How effectively do this school's leaders communicate important information to families?



▼ 1 from last survey

Favorable: **67%**

# School Safety

Your average

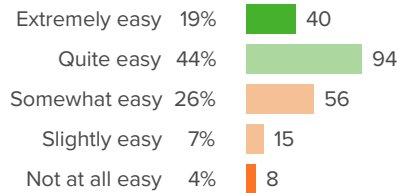
**59%**

253 responses

District average: **61%** Brookline Public Schools

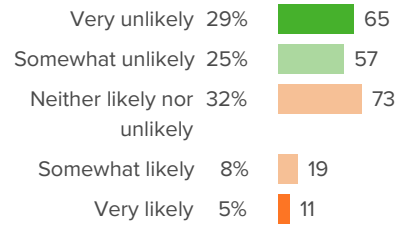
## How did people respond?

**Q.1: If a student is bullied at this school, how easy is it for him/her to get help from an adult?**



Favorable: **63%**

**Q.2: How likely is it that someone from this school will bully your child online?**



▼ **28** from last survey

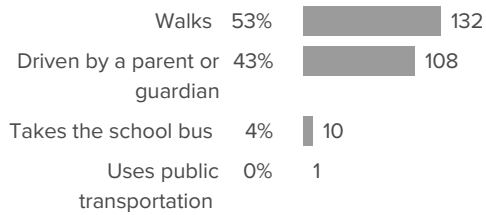
Favorable: **54%**

# School arrival

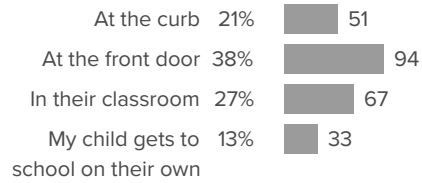
## How did people respond?

---

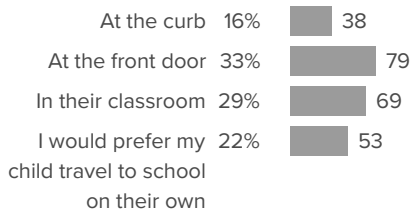
### Q.1: How does your child typically get to school?



### Q.2: When you/a guardian brings your child to school, where do you typically drop him/her off?



### Q.3: How would you prefer your child be dropped off at school?



## Other questions

How did people respond? \_\_\_\_\_

**Q.1: Please select the grade level(s) that your child(ren) is/are in at this school this year.**

|   |     |   |    |
|---|-----|---|----|
| K | 9%  | ■ | 31 |
| 1 | 11% | ■ | 40 |
| 2 | 13% | ■ | 45 |
| 3 | 13% | ■ | 44 |
| 4 | 13% | ■ | 45 |
| 5 | 11% | ■ | 40 |
| 6 | 11% | ■ | 38 |
| 7 | 11% | ■ | 39 |
| 8 | 9%  | ■ | 30 |